

INDEPENDENT AUDITOR'S REPORT

To the Members of Hathway Software Developers Private Limited

Report on the Standalone Financial Statements

Opinion

We have audited the accompanying standalone financial statements of **Hathway Software Developers Private Limited** ("the Company"), which comprise the Balance Sheet as at March 31, 2019, the Statement of Profit and Loss (including Other Comprehensive Income), Statement of Changes in Equity and Statement of Cash Flows for the year then ended, and notes to the financial statements, including a summary of significant accounting policies and other explanatory information (hereinafter referred to as "the standalone financial statements").

In our opinion and to the best of our information and according to the explanations given to us, the aforesaid standalone financial statements give the information required by the Companies Act 2013 ("the Act") in the manner so required and give a true and fair view in conformity with the Indian Accounting Standards prescribed under section 133 of the Act read with the Companies (Indian Accounting Standards) Rules, 2015, as amended, ("Ind AS") and other accounting principles generally accepted in India, of the state of affairs of the Company as at March 31, 2019, the profit and total comprehensive income, changes in equity and its cash flows for the year ended on that date

Basis for Opinion

We conducted our audit in accordance with the Standards on Auditing (SAs) specified under section 143(10) of the Companies Act, 2013 (the Act). Our responsibilities under those Standards are further described in the Auditor's Responsibilities for the Audit of the Financial Statements section of our report. We are independent of the Company in accordance with the Code of Ethics issued by the Institute of Chartered Accountants of India (ICAI) together with the ethical requirements that are relevant to our audit of the financial statements under the provisions of the Act and the Rules made thereunder, and we have fulfilled our other ethical responsibilities in accordance with these requirements and the Code of Ethics. We believe that the audit evidence we have obtained is sufficient and appropriate to provide a basis for our opinion on the standalone financial statements.

Key Audit Matters

Key audit matters are those matters that, in our professional judgment, were of most significance in our audit of the standalone financial statements of the current period. These matters were addressed in the context of our audit of the standalone financial statements as a whole, and in forming our opinion thereon, and we do not provide a separate opinion on these matters.



Other Information

The Company's Board of Directors is responsible for the Other Information. The Other Information *inter alia* comprises of the Directors' Report and Management Discussion & Analysis (but does not include the financial statements and our Auditor's Report thereon), which we obtained prior to the date of this report, and the rest of the Annual Report is expected to be made available to us after that date.

Our opinion on the financial statements does not cover the Other Information and we do not and will not express any form of assurance conclusion thereon.

In connection with our audit of the financial statements, our responsibility is to read the other information identified above and, in doing so, consider whether the other information is materially inconsistent with the financial statements or our knowledge obtained in the audit, or otherwise appears to be materially misstated.


If, based on the work we have performed on the other information that we obtained prior to the date of this auditor's report, we conclude that there is a material misstatement of this Other Information, we are required to report that fact. We have nothing to report in this regard.

When we read the balance part of Annual Report, if we conclude that there is a material misstatement therein, we are required to communicate the matter to Those Charged With Governance and take appropriate actions in accordance with Standards on Auditing.

Responsibilities of Management and Those Charged with Governance for the Standalone Financial Statements

The Company's Board of Directors is responsible for the matters stated in section 134(5) of the Companies Act, 2013 (the Act) with respect to the preparation of these standalone financial statements that give a true and fair view of the financial position, financial performance, changes in equity, cash flows of the Company in accordance with the accounting principles generally accepted in India, including the Indian Accounting Standards (Ind AS) specified under section 133 of the Act, read together with relevant rules issued there under and relevant provisions of the Act. This responsibility also includes maintenance of adequate accounting records in accordance with the provisions of the Act for safeguarding the assets of the Company and for preventing and detecting frauds and other irregularities; selection and application of appropriate accounting policies; making judgments and estimates that are reasonable and prudent; and design, implementation and maintenance of adequate internal financial controls, that were operating effectively for ensuring the accuracy and completeness of the accounting records, relevant to the preparation and presentation of the standalone financial statements that give a true and fair view and are free from material misstatement, whether due to fraud or error.

In preparing the financial statements, management is responsible for assessing the Company's ability to continue as a going concern, disclosing, as applicable, matters related to going concern and using the going concern basis of accounting unless management either intends to liquidate



the Company or to cease operations, or has no realistic alternative but to do so.

Those Board of Directors are also responsible for overseeing the Company's financial reporting process.

Auditor's Responsibilities for the Audit of the Financial Statements

Our objectives are to obtain reasonable assurance about whether the financial statements as a whole are free from material misstatement, whether due to fraud or error, and to issue an auditors' report that includes our opinion. Reasonable assurance is a high level of assurance, but is not a guarantee that an audit conducted in accordance with SAs will always detect a material misstatement when it exists. Misstatements can arise from fraud or error and are considered material if, individually or in the aggregate, they could reasonably be expected to influence the economic decisions of users taken on the basis of these financial statements.

As part of an audit in accordance with SAs, we exercise professional judgment and maintain professional skepticism throughout the audit. We also:

- Identify and assess the risks of material misstatement of the financial statements, whether due to fraud or error, design and perform audit procedures responsive to those risks, and obtain audit evidence that is sufficient and appropriate to provide a basis for our opinion. The risk of not detecting a material misstatement resulting from fraud is higher than for one resulting from error, as fraud may involve collusion, forgery, intentional omissions, misrepresentations, or the override of internal control.
- Obtain an understanding of internal control relevant to the audit in order to design audit procedures that are appropriate in the circumstances. Under section 143(3)(i) of the Companies Act, 2013, we are also responsible for expressing our opinion on whether the company has adequate internal financial controls system in place and the operating effectiveness of such controls.
- Evaluate the appropriateness of accounting policies used and the reasonableness of accounting estimates and related disclosures made by management
- Conclude on the appropriateness of management's use of the going concern basis of accounting and, based on the audit evidence obtained, whether a material uncertainty exists related to events or conditions that may cast significant doubt on the Company's ability to continue as a going concern. If we conclude that a material uncertainty exists, we are required to draw attention in our auditor's report to the related disclosures in the financial statements or, if such disclosures are inadequate, to modify our opinion. Our conclusions are based on the audit evidence obtained up to the date of our auditor's report. However, future events or conditions may cause the Company to cease to continue as a going concern.



- Evaluate the overall presentation, structure and content of the financial statements, including the disclosures, and whether the financial statements represent the underlying transactions and events in a manner that achieves fair presentation.

Materiality is the magnitude of misstatements in the standalone financial statements that, individually or in aggregate, makes it probable that the economic decisions of a reasonably knowledgeable user of the financial statements may be influenced. We consider quantitative materiality and qualitative factors in (i) planning the scope of our audit work and in evaluating the results of our work; and (ii) to evaluate the effect of any identified misstatements in the financial statements.


We communicate with those charged with governance regarding, among other matters, the planned scope and timing of the audit and significant audit findings, including any significant deficiencies in internal control that we identify during our audit.

We also provide those charged with governance with a statement that we have complied with relevant ethical requirements regarding independence, and to communicate with them all relationships and other matters that may reasonably be thought to bear on our independence, and where applicable, related safeguards.

From the matters communicated with those charged with governance, we determine those matters that were of most significance in the audit of the financial statements of the current period and are therefore the key audit matters. We describe these matters in our auditor's report unless law or regulation precludes public disclosure about the matter or when, in extremely rare circumstances, we determine that a matter should not be communicated in our report because the adverse consequences of doing so would reasonably be expected to outweigh the public interest benefits of such communication.

Report on Other Legal and Regulatory Requirements

1. As required by the Companies (Auditor's Report) Order, 2016 ("the Order"), issued by the Central Government of India in terms of Section 143(11) of the Act, we give in the "Annexure A", a statement on the matters specified in the paragraph 3 and 4 of the Order.
2. As required by Section 143 (3) of the Act, we report that:
 - a) We have sought and obtained all the information and explanations which to the best of our knowledge and belief were necessary for the purposes of our audit;
 - b) In our opinion, proper books of account as required by law have been kept by the Company so far as it appears from our examination of those books;
 - c) The Balance Sheet, the Statement of Profit and Loss, the Statement of Cash Flows and the Statement of Changes in Equity dealt with by this Report are in agreement with the books of account;



- d) In our opinion, the aforesaid standalone financial statements comply with the Accounting Standards specified under Section 133 of the Act, read with Rule 7 of the Companies (Accounts) Rules, 2014;
- e) On the basis of the written representations received from the directors as on March 31, 2019 taken on record by the Board of Directors, none of the directors is disqualified as on March 31, 2019 from being appointed as a director in terms of Section 164(2) of the Act;
- f) With respect to the adequacy of the internal financial controls over financial reporting of the Company and the operating effectiveness of such controls, refer to our separate Report in "Annexure B";
- g) Since the Company is a private limited company, the provisions of section 197 of the Act are not applicable. Accordingly, no reporting is required with respect to the other matters to be included in the Auditor's Report in accordance with the requirements of section 197(16) of the Act; and
- h) With respect to the other matters to be included in the Auditor's Report in accordance with Rule 11 of the Companies (Audit and Auditors) Rules, 2014, as amended, in our opinion and to the best of our information and according to the explanations given to us.
- (i) The Company has disclosed the impact of pending litigations on its financial position in its standalone financial statements. Refer Note 4.01 to the financial statements;
- (ii) The Company did not have any long-term contracts including derivative contracts for which there were any material foreseeable losses; and
- (iii) There has been no delay in transferring amounts, required to be transferred, to the Investor Education and Protection Fund by the Company.

For G. M. Kapadia & Co.

Chartered Accountants

Firm Registration No. 104767W



Dhirendra

Dhirendra Kumar Dhal

Partner

Membership No. 221691

Bangalore

Dated: April 2, 2019

Annexure - A to the Auditors' Report

With reference to the Annexure A referred to in Independent Auditors' Report to the members of the Company on the standalone financial statements for the year ended March 31, 2019, we report that:

- i. In respect of its property, plant and equipment:
 - a) The Company has compiled information showing particulars including quantitative details and situation of property, plant and equipment except location wise particulars of some of the distribution equipment like cabling and other like equipment. As explained to us, nature of these assets is such that maintaining of location wise particulars is impractical.
 - b) According to the information and explanations given to us, the Property, plant and equipment are physically verified by the management, except distribution equipment like cabling and line equipment. In our opinion, frequency and procedure of verification of distribution equipment requires strengthening considering the size of the company and the nature of the assets. We are informed that no material discrepancies were noticed on physical verification of other property, plant and equipment by the management.
 - c) According to the information and explanations given to us, the company did not have any immovable properties during the year; therefore, sub-section clause (c) regarding the title deeds of immovable properties of clause 3(i) of the Order is not applicable to the company.
- ii. The company did not have any inventories of finished goods, stores, spare parts and raw materials, therefore, clause 3(ii) of the order, regarding physical verification of inventory at reasonable intervals and regarding material discrepancies on physical verification are not applicable to the company.
- iii. As informed to us, the Company has not granted any loans to any of the body corporate, firms or other parties covered in the register maintained under section 189 of the Companies Act, 2013 ('the Act'). Consequently, sub-clause (a), (b) & (c) of clause 3(iii) of the order are not applicable to the company.
- iv. In our opinion and according to the information and explanations given to us, the Company has not granted during the year any loans, investments, guarantees and security where the provisions of section 185 and 186 of the Companies Act, 2013 are applicable and therefore, clause 3(iv) of the Order does not apply on the company.

As explained to us, the Company has not accepted any deposits from the public during the year and therefore, the compliance with the directives issued by the Reserve Bank of India



G. M. KAPADIA & CO.

and the provisions of the section 73 to 76 or any other relevant provisions of the Companies Act, 2013 and the Companies (Acceptance of Deposits) Rules, 2014 with regard to the deposits accepted are not applicable to the company. We have been informed that no order has been passed by Company Law Board or Company Law Tribunal or Reserve Bank of India or any other court or any other Tribunal.

vi. The Central Government has not specified the maintenance of cost records under section 148(1) of the Act, for any of the services rendered by the Company.

vii. In respect of statutory dues:

a) According to the information and explanations given to us and based on the records produced before us, the Company is regular in depositing with appropriate authorities undisputed statutory dues including income tax, GST, entertainment tax, Service Tax and other material statutory dues applicable to the Company and there are no amounts in arrear as on March 31, 2019 for a period of more than six months from the date they became payable.

b) According to the information and explanations given to us, there are no dues payable by the Company on account of any dispute in respect of any applicable statutory dues except for income tax as mentioned below:

Nature of Statute	Nature of Dues	Period to which the amount Relates	Forum where the Dispute is pending	Amount
The Income Tax Act 1961	Income Tax	AY 2010-11	CIT, Appeal, Mumbai	3,67,560

viii. The Company does not have any loans or borrowings from any financial institution, banks, government or debenture holders during the year. Accordingly, paragraph 3(viii) of the Order is not applicable.

ix. The Company did not raise any money by way of initial public offer or further public offer (including debt instruments) and term loans during the year. Accordingly, paragraph 3 (ix) of the Order is not applicable.

x. According to the information and explanations given to us, no material fraud by the Company or on the Company by its officers or employees has been noticed or reported during the course of our audit.

xi. According to the information and explanations given to us and based on our examination of the records of the Company, the Company has not paid or provided for any managerial remuneration during the year and therefore, requisite approval mandated by the provisions of section 197 read with Schedule V to the Act does not arise.




- xii. In our opinion and according to the information and explanations given to us, the Company is not a Nidhi company. Accordingly, paragraph 3(xii) of the Order is not applicable.
- xiii. According to the information and explanations given to us and based on our examination of the records of the Company, transactions with the related parties are in compliance with sections 177 and 188 of the Act where applicable and details of such transactions have been disclosed in the financial statements as required by the applicable accounting standards.
- xiv. According to the information and explanations give to us and based on our examination of the records of the Company, the Company has not made any preferential allotment or private placement of shares or fully or partly convertible debentures during the year.
- xv. According to the information and explanations given to us and based on our examination of the records of the Company, the Company has not entered into non-cash transactions with directors or persons connected with him. Accordingly, paragraph 3(xv) of the Order is not applicable.
- xvi. The Company is not required to be registered under section 45-IA of the Reserve Bank of India Act 1934.

Bangalore
Dated: April 2, 2019



For G. M. Kapadia & Co.
Chartered Accountants
Firm Registration No. 104767W


Dhirendra Kumar Dhal
Partner
Membership No. 221691

**Annexure - B to the Independent Auditors' Report
Report on the Internal Financial Controls under Clause (i) of Sub-section 3 of Section 143 of
the Companies Act, 2013 ("the Act")**

We have audited the internal financial controls over financial reporting of Hathway Software Developers Private Limited ("the Company") as of March 31, 2019 in conjunction with our audit of the financial statements of the Company for the year ended on that date.

Management's Responsibility for Internal Financial Controls

The Company's management is responsible for establishing and maintaining internal financial controls based on the internal control over financial reporting criteria established by the Company considering the essential components of internal control stated in the Guidance Note on Audit of Internal Financial Controls over Financial Reporting issued by the Institute of Chartered Accountants of India ('ICAI'). These responsibilities include the design, implementation and maintenance of adequate internal financial controls that were operating effectively for ensuring the orderly and efficient conduct of its business, including adherence to company's policies, the safeguarding of its assets, the prevention and detection of frauds and errors, the accuracy and completeness of the accounting records, and the timely preparation of reliable financial information, as required under the Companies Act, 2013.

Auditors' Responsibility

Our responsibility is to express an opinion on the Company's internal financial controls over financial reporting based on our audit. We conducted our audit in accordance with the Guidance Note on Audit of Internal Financial Controls over Financial Reporting (the "Guidance Note") and the Standards on Auditing, issued by ICAI and deemed to be prescribed under section 143(10) of the Companies Act, 2013, to the extent applicable to an audit of internal financial controls, both applicable to an audit of Internal Financial Controls and, both issued by the Institute of Chartered Accountants of India. Those Standards and the Guidance Note require that we comply with ethical requirements and plan and perform the audit to obtain reasonable assurance about whether adequate internal financial controls over financial reporting was established and maintained and if such controls operated effectively in all material respects.

Our audit involves performing procedures to obtain audit evidence about the adequacy of the internal financial controls system over financial reporting and their operating effectiveness. Our audit of internal financial controls over financial reporting included obtaining an understanding of internal financial controls over financial reporting, assessing the risk that a material weakness exists, and testing and evaluating the design and operating effectiveness of internal control based on the assessed risk. The procedures selected depend on the auditor's judgment, including the assessment of the risks of material misstatement of the financial statements, whether due to fraud or error.



We believe that the audit evidence we have obtained is sufficient and appropriate to provide a basis for our audit opinion on the Company's internal financial controls system over financial reporting.

Meaning of Internal Financial Controls over Financial Reporting

A company's internal financial control over financial reporting is a process designed to provide reasonable assurance regarding the reliability of financial reporting and the preparation of financial statements for external purposes in accordance with generally accepted accounting principles. A company's internal financial control over financial reporting includes those policies and procedures that (1) pertain to the maintenance of records that, in reasonable detail, accurately and fairly reflect the transactions and dispositions of the assets of the company; (2) provide reasonable assurance that transactions are recorded as necessary to permit preparation of financial statements in accordance with generally accepted accounting principles, and that receipts and expenditures of the company are being made only in accordance with authorisations of management and directors of the company; and (3) provide reasonable assurance regarding prevention or timely detection of unauthorised acquisition, use, or disposition of the company's assets that could have a material effect on the financial statements.

Inherent Limitations of Internal Financial Controls over Financial Reporting

Because of the inherent limitations of internal financial controls over financial reporting, including the possibility of collusion or improper management override of controls, material misstatements due to error or fraud may occur and not be detected. Also, projections of any evaluation of the internal financial controls over financial reporting to future periods are subject to the risk that the internal financial control over financial reporting may become inadequate because of changes in conditions, or that the degree of compliance with the policies or procedures may deteriorate.


Opinion

In our opinion, the Company has, in all material respects, an adequate internal financial controls system over financial reporting and such internal financial controls over financial reporting were operating effectively as at March 31, 2019, based on the internal control over financial reporting criteria established by the Company considering the essential components of internal control stated in the Guidance Note on Audit of Internal Financial Controls Over Financial Reporting issued by the Institute of Chartered Accountants of India.

For G. M. Kapadia & Co.
Chartered Accountants
Firm Registration No. 104767W



Bangalore
Dated: April 2, 2019


Dhirendra Kumar Dhal
Partner
Membership No. 221691

HATHWAY SOFTWARE DEVELOPERS PRIVATE LIMITED

CIN No. U72200MH1994PTC078279

BALANCE SHEET AS AT MARCH 31, 2019

(All Amounts are Rupees in Lakhs unless otherwise stated)

Particulars	Notes	As at	
		March 31, 2019	March 31, 2018
ASSETS			
Non-Current Assets			
(a) Property, Plant and Equipment	2.01	10.74	13.45
(b) Goodwill	2.02	0.15	0.15
(c) Other Intangible Assets	2.02	22.58	24.51
(d) Financial Assets			
Investments	2.03	0.05	0.05
Loans	2.04	1.86	2.06
(e) Other Non-Current Assets	2.05	178.72	129.81
Total Non-Current Assets		214.10	170.03
Current Assets			
(a) Financial Assets			
Trade Receivables	2.06	601.24	700.69
Cash and Cash Equivalents	2.07	66.04	30.78
Loans	2.04	20.46	27.13
Others Financial Assets	2.08	33.33	-
(b) Current Tax Assets (Net)	2.09	25.90	25.65
(c) Other Current Assets	2.05	88.04	84.08
Total Current Assets		835.01	868.33
Total Assets		1,049.11	1,038.36
EQUITY AND LIABILITIES			
Equity			
(a) Equity Share Capital	2.10	75.80	75.80
(b) Other Equity	2.11	(1,336.08)	(772.79)
Total Equity		(1,260.28)	(696.99)
Non-Current Liabilities			
(a) Financial Liabilities			
Borrowings	2.12	1,087.50	1,066.87
(b) Deferred Tax Liabilities (Net)	2.13	-	-
Total Non-Current Liabilities		1,087.50	1,066.87
Current Liabilities			
(a) Financial Liabilities			
Trade Payables	2.14		
Total outstanding dues of micro enterprises and small enterprises		-	-
Total outstanding dues of creditors other than micro enterprises and small enterprises		1,207.49	653.16
Other Financial Liabilities	2.15	12.54	4.73
(b) Other Current Liabilities	2.16	1.86	10.59
Total Current Liabilities		1,221.89	668.48
Total Equity and Liabilities		1,049.11	1,038.36

Summary of Significant Accounting Policies.

1.00

Refer accompanying notes. These notes are integral part of the financial statements.

As per our report of even date

For G. M. Kapadia & Co.

Chartered Accountants

Firm Registration Number: 104767W


Dhirendra
Dhirendra Kumar Dhal

Partner

Membership No: 221691

Place: Bengaluru

Date: April 2, 2019



For and on behalf of the board of Directors

Hathway Software Developers Private Limited

Rajesh Kumar Mittal

Rajesh Kumar Mittal

Director

DIN: 07957284

Place: Mumbai

Dated: April 2, 2019

Sangeet Kumar Nigam

Sangeet Kumar Nigam





Director

DIN: 07687835

Place: Mumbai





Dated: April 2, 2019

STATEMENT OF PROFIT AND LOSS FOR THE YEAR ENDED MARCH 31, 2019
(All Amounts are Rupees in Lakhs unless otherwise stated)

Particulars	Notes	Year ended	
		March 31, 2019	March 31, 2018
INCOME			
Revenue from Operations	3.01	488.94	466.88
Other Income	3.02	3.00	7.02
Total Income		491.94	473.90
EXPENDITURE			
Other Operational Expenses	3.03	805.87	767.98
Employee Benefits Expense	3.04	0.12	0.41
Finance Cost	3.05	119.44	74.50
Depreciation and Amortization	3.06	4.63	6.18
Other Expenses	3.07	16.76	30.73
Total Expenses		946.82	879.80
Profit / (Loss) before Exceptional items and Tax		(454.88)	(405.90)
Exceptional Items		108.41	-
Net Loss before Tax		(563.29)	(405.90)
Tax Expense:			
Deferred Tax		-	(5.97)
Net Loss for the Year		(563.29)	(399.93)
Weighted / Adjusted No. of ordinary shares (No.'s)		758,000	758,000
Earnings per equity share			
1) Basic (in Rs.)		(74.31)	(52.76)
2) Diluted (in Rs.)		(74.31)	(52.76)
Summary of Significant Accounting Policies.	1.00		
Refer accompanying notes. These notes are integral part of the financial statements.			
As per our report of even date			
For G. M. Kapadia & Co. Chartered Accountants Firm Registration Number: 104767W		For and on behalf of the board of Directors Hathway Software Developers Private Limited	
 Dharendra Kumar Dhal Partner Membership No: 221691		 Rajesh Kumar Mittal Director DIN: 07957284	 Sangeet Kumar Nigam Director DIN: 07687835
Place: Bengaluru Dated: April 2, 2019		Place: Mumbai Dated: April 2, 2019	Place: Mumbai Dated: April 2, 2019

CASH FLOW STATEMENT FOR THE YEAR ENDED MARCH 31, 2019
(All Amounts are Rupees in Lakhs unless otherwise stated)

(Amount in Rupees)

Particulars	Year ended	
	March 31, 2019	March 31, 2018
I. Cash Flows From Operating Activities:		
Net Loss Before Tax	(563.29)	(405.90)
A. Non-cash Adjustment to Loss Before Tax:		
Depreciation & Amortisation	4.63	6.18
Impairment loss allowance on trade receivables	4.20	6.27
Exceptional Items	108.41	-
B. Items Considered Separately		
Interest Expenses	119.43	74.50
Interest Income	(3.00)	(7.02)
Operating Loss Before Working Capital Changes	(329.62)	(325.97)
C. Change in operating assets and liabilities :		
(Increase) / Decrease in Trade Receivables	(13.16)	26.26
(Increase) / Decrease in Loans	6.87	(5.55)
(Increase) / Decrease in Other financial assets	(33.33)	2.30
(Increase) / Decrease in Other Assets	(52.86)	30.81
Increase/(Decrease) in Trade payables	554.33	(492.01)
Increase / (Decrease) in Other Financial Liabilities	7.80	1.04
Increase / (Decrease) in Other Current Liabilities	(8.72)	(4.78)
Cash Generated used in Operations	131.31	(767.89)
Direct tax paid (Net of refunds)	(0.25)	12.83
Net Cash Flow used in Operating Activities (A)	131.06	(755.05)
2. Cash Flow From Investing Activities:		
Purchase of Fixed Assets	-	(0.48)
Net Cash Flow used in Investing Activities (B)	-	(0.48)
3. Cash Flow From Financing Activities:		
Interest Payment	(119.43)	(56.00)
Interest Income	3.00	7.02
Proceeds from Borrowings	20.63	800.00
Net Cash Flow from Financing Activities (C)	(95.80)	751.02
Net Increase / (Decrease) in Cash & Cash Equivalents (A+B+C)	35.26	(4.51)
Cash & Cash Equivalents at the Beginning of the Year	30.78	35.29
Cash & Cash Equivalents at the end of the Year	66.04	30.78
Reconciliation of cash and cash equivalents as per Cash Flow Statement		
Cash and cash equivalent as per above comprising of the following-		
Cash & Cash Equivalents	0.98	1.03
Bank Balance	65.06	29.75
Balance as per statement of Cash flow	66.04	30.78
Note :		
Above statement has been prepared by using Indirect method as per Ind AS - 7 on Statement of Cash flows.		
As per our report of even date		
For G. M. Kapadia & Co. Chartered Accountants Firm Registration Number: 104767W	For and on behalf of the board of Directors Hathway Software Developers Private Limited	
 Dhirendra Kumar Dhal Partner Membership No:221691	 Rajesh Kumar Mittal Director DIN: 07957284	 Sangheet Kumar Nigam Director DIN: 07687835
		
Place: Bengaluru Dated : April 2, 2019	Place: Mumbai Dated : April 2, 2019	Place: Mumbai Dated : April 2, 2019

HATHWAY SOFTWARE DEVELOPERS PRIVATE LIMITED
CIN No. U72200MH1994PTC078279

STATEMENT OF CHANGES IN EQUITY FOR THE YEAR ENDED MARCH 31, 2019
(All Amounts are Rupees in Lakhs unless otherwise stated)

A: Equity Share Capital

Particulars	Amount
Balance as at April 1, 2017	75.80
Changes in Equity Share Capital during the year	-
Balance as at March 31, 2018	75.80
Changes in Equity Share Capital during the year	-
Balance as at March 31, 2019	75.80

B. Other Equity

Particulars	Other Equity	Security Premium	Retained Earnings	Total
Balance as at April 1, 2017	55.72	920.20	(1,348.78)	(372.86)
Add: Net loss during the period	-	-	(399.93)	(399.93)
Balance as at March 31, 2018	55.72	920.20	(1,748.71)	(772.79)
Add: Net loss during the period	-	-	(563.29)	(563.29)
Balance as at March 31, 2019	55.72	920.20	(2,312.00)	(1,336.08)

Summary of Significant Accounting Policies (Ref. Note No. 1.00)

Refer accompanying notes. These notes are integral part of the financial statements.

As per our report of even date

For G. M. Kapadia & Co.

Chartered Accountants

Firm Registration Number: 104767W

Dhirendra

Dhirendra Kumar Dhal

Partner

Membership No:221691

Place: Bengaluru

Dated : April 2, 2019



For and on behalf of the board of Directors
Hathway Software Developers Private Limited

RK

Rajesh Kumar Mittal

Director

DIN: 07957284

Place: Mumbai

Dated : April 2, 2019

Sangeet Kumar Nigam

Sangeet Kumar Nigam

Director

DIN: 07687835

Place: Mumbai

Dated : April 2, 2019

Significant accounting policies and notes on accounts

Background

Hathway Software Developers Private Limited (the Company) is a Private Limited Company domiciled in India and incorporated under the provisions of the Companies Act, 1956. The Company's registered office is at 805/806, Windsor, 8th Floor, Off CST Road, Kalina, Santacruz (East), Mumbai City Maharashtra 400098, India. The Company is engaged in receiving and distributing channel signals and acting as cable operators.

Authorization of standalone financial statements

The financial statements were authorized for issue in accordance with a resolution of the directors on April 2, 2019.

1.00 Significant accounting policies

This note provides a list of the significant accounting policies adopted in the presentation of these financial statements.

1.01 Basis of Preparation

(i) Compliance with Ind AS

The standalone financial statements comply in all material aspects with Indian Accounting Standards ("Ind AS") notified under Section 133 of the Companies Act, 2013 ("the Act"), and relevant rules issued thereunder. In accordance with proviso to the Rule 4A of the Companies (Accounts) Rules, 2014, the terms used in these financial statements are in accordance with the definitions and other requirements specified in the applicable Accounting standards.

(ii) Historical cost convention

The standalone financial statements have been prepared on a historical cost basis, except for certain financial assets and liabilities (including derivative instruments) is measured at fair value.

1.02 Current Versus Non-Current Classification

The Company presents assets and liabilities in the balance sheet based on current/ non-current classification. An asset as current when it is:

- a) Expected to be realised or intended to sold or consumed in normal operating cycle
- b) Held primarily for the purpose of trading
- c) Expected to be realised within twelve months after the reporting period, or
- d) Cash or cash equivalent unless restricted from being exchanged or used to settle a liability for at least twelve months after the reporting period

All other assets are classified as non-current.

A liability is current when:

- a) It is expected to be settled in normal operating cycle
- b) It is held primarily for the purpose of trading
- c) It is due to be settled within twelve months after the reporting period, or
- d) There is no unconditional right to defer the settlement of the liability for at least twelve months after the reporting period

The Company classifies all other liabilities as non-current.

Deferred tax assets and liabilities are classified as non-current assets and liabilities.

All assets and liabilities have been classified as current or non-current as per the Company's normal operating cycle. Based on the nature of operations, the Company has ascertained its operating cycle as 12 months for the purpose of current - non-current classification of assets and liabilities.

1.03 Use Of Judgements, Estimates & Assumptions

While preparing standalone financial statements in conformity with Ind AS, the management makes certain estimates and assumptions that require subjective and complex judgments. These judgments affect the application of accounting policies and the reported amount of assets, liabilities, income and expenses, disclosure of contingent liabilities at the statement of financial position date and the reported amount of income and expenses for the reporting period. Financial reporting results rely on our estimate of the effect of certain matters that are inherently uncertain. Future events rarely develop exactly as forecast and the best estimates require adjustments, as actual results may differ from these estimates under different assumptions or conditions. The management continually evaluate these estimates and assumptions based on the most recently available information.

Revisions to accounting estimates are recognized in the period in which the estimates are revised and in any future periods affected. In particular, information about significant areas of estimation uncertainty and critical judgments in applying accounting policies that have the most significant effect on the amounts recognized in the standalone financial statements are as below:



HATHWAY SOFTWARE DEVELOPERS PRIVATE LIMITED

CIN No. U72200MH1994PTC078279

Significant accounting policies and notes on accounts

Key sources of estimation uncertainty

- a) Financial instruments (Refer No. 4.08);
- b) Useful lives of property, plant and equipment and intangible assets (Refer No. 2.01) ;
- c) Evaluation of recoverability of deferred tax assets. (Refer No. 4.06)
- d) Contingent Liabilities (Refer No. 4.01)

1.04 Leases

As a lessee:

Leases in which a significant portion of the risks and rewards of ownership are not transferred to the company as lessee are classified as operating leases. Payments made under operating leases (net of any incentives received from the lessor) are charged to statement of profit and loss on a straight-line basis over the period of the lease unless the payments are structured to increase in line with expected general inflation to compensate for the lessor's expected inflationary cost increases.

1.05 Property, Plant And Equipment

Property, plant and equipment is stated at cost, less accumulated depreciation and accumulated impairment losses. The initial cost of an asset comprises its purchase price, any costs directly attributable to bringing the asset into the location and condition necessary for it to be capable of operating in the manner intended by management.

An item of property, plant and equipment is derecognised upon disposal or when no future economic benefits are expected to arise from the continued use of the asset. Any gain or loss arising on the disposal or retirement of an item of property, plant and equipment is determined as the difference between the sales proceeds and the carrying amount of the asset and is recognised in statement of profit and loss.

Depreciation on Property, plant and equipment

Depreciation on Property, Plant & Equipment is provided on straight line method. In accordance with requirements prescribed under Schedule II of Companies Act, 2013, the Company has assessed the estimated useful lives of its Property, Plant & Equipment and has adopted the useful lives and residual value as prescribed in Schedule II.

In case of additions or deletions during the year, depreciation is computed from the month in which such assets are put to use and up to previous month of sale, disposal or held for sale as the case may be. In case of impairment, depreciation is provided on the revised carrying amount over its remaining useful life.

All assets costing up to Rs. 5,000/- are fully depreciated in the year of capitalisation.

The estimated useful lives, residual values and depreciation method are reviewed at the end of each reporting period, with the effect of any changes in estimate accounted for on a prospective basis.

1.06 Intangible Assets

Intangible Assets acquired separately.

Intangible assets comprises of Cable Television Franchise, and Goodwill.

1.07 Impairment of Property, Plant and Equipment and Intangible Assets


Carrying amount of Property, Plant and Equipment and Goodwill are tested for impairment whenever events or changes in circumstances indicate that the carrying amount may not be recoverable. An impairment loss is recognised for the amount by which the asset's carrying amount exceeds its recoverable amount. The recoverable amount is the higher of an asset's fair value less costs of disposal and value in use.

In assessing value in use, the estimated future cash flows are discounted to their present value using a pre-tax discount rate that reflects current market assessments of the time value of money and the risks specific to the asset. In determining fair value less costs of disposal, recent market transactions are taken into account. If no such transactions can be identified, an appropriate valuation model is used.

For the purposes of assessing impairment, assets are grouped at the lowest levels for which there are separately identifiable cash inflows which are largely independent of the cash inflows from other assets or Company's assets.

1.08 Cash And Cash Equivalents

Cash and cash equivalents for the purposes of Cash Flow Statement comprise cash at bank, cash in hand.



Significant accounting policies and notes on accounts

1.09 Financial Instruments

Financial assets and financial liabilities are recognised when a Company becomes a party to the contractual provisions of the instruments.

Initial Recognition and Measurement – Financial Assets and Financial Liabilities

Financial assets and financial liabilities are initially measured at fair value. Transaction costs that are directly attributable to the acquisition or issue of financial assets and financial liabilities (other than financial assets and financial liabilities at fair value through profit or loss and ancillary costs related to borrowings) are added to or deducted from the fair value of the financial assets or financial liabilities, as appropriate, on initial recognition. Transaction costs directly attributable to the acquisition of financial assets or financial liabilities at fair value through profit or loss are recognised immediately in the Statement of Profit and Loss.

Classification and Subsequent Measurement: Financial Assets

The Company classifies financial assets as subsequently measured at amortised cost, fair value through other comprehensive income ("FVTOCI") or fair value through profit or loss ("FVTPL") on the basis of following:

- the entity's business model for managing the financial assets and
- the contractual cash flow characteristics of the financial asset.

Amortised Cost:

A financial asset is classified and measured at amortised cost if both of the following conditions are met:

- the financial asset is held within a business model whose objective is to hold financial assets in order to collect contractual cash flows and
- the contractual terms of the financial asset give rise on specified dates to cash flows that are solely payments of principal and interest on the principal Amount outstanding.

FVTOCI:

A financial asset is classified and measured at FVTOCI if both of the following conditions are met:

- the financial asset is held within a business model whose objective is achieved by both collecting contractual cash flows
- the contractual terms of the financial asset give rise on specified dates to cash flows that are solely payments of principal and interest on the principal amount outstanding.

FVTPL:

A financial asset is classified and measured at FVTPL unless it is measured at amortised cost or at FVTOCI.

All recognised financial assets are subsequently measured in their entirety at either amortised cost or fair value, depending on the classification of the financial assets.

Impairment of Financial Assets

The Company assesses on a forward looking basis the expected credit losses associated with its assets carried at amortised cost. The impairment methodology applied depends on whether there has been a significant increase in credit risk.

For trade receivables only, the Company applies the simplified approach permitted by Ind AS 109 Financial Instruments, which requires expected lifetime losses to be recognised from initial recognition of the receivables.

Classification and Subsequent measurement: Financial Liabilities

The Company's financial liabilities include trade and other payables, loans and borrowings including bank overdrafts, financial guarantee contracts and derivative financial instruments.

Financial Liabilities at FVTPL:

Financial liabilities are classified as at FVTPL when the financial liability is held for trading or are designated upon initial recognition as FVTPL.

Gains or losses on financial liabilities held for trading are recognised in the Statement of Profit and Loss.

Other Financial Liabilities:


Other financial liabilities (including borrowings and trade and other payables) are subsequently measured at amortised cost using the effective interest method.

The effective interest method is a method of calculating the amortised cost of a financial liability and of allocating interest expense over the relevant period. The effective interest rate is the rate that exactly discounts estimated future cash payments (including all fees and points paid or received that form an integral part of the effective interest rate, transaction costs and other premiums or discounts) through the expected life of the financial liability, or (where appropriate) a shorter period, to the net carrying amount on initial recognition.

Derecognition of Financial Assets and Financial Liabilities:

The Company derecognises a financial asset when the contractual rights to the cash flows from the financial asset expire, or it transfers the rights to receive the contractual cash flows in a transaction in which substantially all of the risks and rewards of ownership of the financial asset are transferred. If the Company enters into transactions whereby it transfers assets recognised on its balance sheet, but retains either all or substantially all of the risks and rewards of the transferred assets, the transferred assets are not derecognised.

A financial liability is derecognised when the obligation under the liability is discharged or cancelled or expires.



Significant accounting policies and notes on accounts

Offsetting Financial Instruments:

Financial assets and liabilities are offset and the net amount is reported in the Balance Sheet where there is a legally enforceable right to offset the recognised amounts and there is an intention to settle on a net basis or realise the asset and settle the liability simultaneously. The legally enforceable right must not be contingent on future events and must be enforceable in the normal course of business and in the event of default, insolvency or bankruptcy of the Company or the counterparty.

1.10 Provisions, Contingent Liabilities And Contingent Assets

Provisions are recognised when the company has a present legal or constructive obligation as a result of past events, it is probable that an outflow of resources embodying economic benefits will be required to settle the obligation and the amount can be reliably estimated. Provisions are not recognised for future operating losses.

Provisions are measured at the present value of management's best estimate of the expenditure required to settle the present obligation at the end of the reporting period. The discount rate used to determine the present value is a current pre-tax rate. The increase in the provision due to the passage of time is recognised as interest expense.

Contingent liabilities are disclosed in the case of:

- a present obligation arising from the past events, when it is not probable that an outflow of resources will be required to settle the obligation;
- a present obligation arising from the past events, when no reliable estimate is possible;
- a possible obligation arising from past events, unless the probability of outflow of resources is remote.

Contingent Assets is disclosed when inflow of economic benefits is probable.

1.11 Revenue Recognition

Revenue is recognised to the extent that it is probable that the economic benefits will flow to the Company and the revenue can be measured reliably, regardless of when the payment is being made. Revenue is measured at the fair value of the consideration received or receivable, taking into account contractually defined terms of payment and excluding taxes or duties collected on behalf of the government.

Income from Rendering of services

Subscription income includes subscription from Cable Operators relating to cable TV and from broadcasters relating to the placement of channels. Revenue from Operations is recognized on accrual basis based on underlying subscription plan or agreements with the concerned LCOs/ parties.

Subscription Income from Cable TV Operators, is accrued monthly based on number of connections declared by the said operators to the company. In cases where revision of number of connections and / or rate is under negotiations at the time of recognition of revenue, the Company recognizes revenue as per invoice raised. Adjustments for the year, if any, arising on settlement is adjusted against the Revenue. Other cases are reviewed by the management periodically.

The Company collects GST and Service tax on behalf of the government and, therefore, it is not an economic benefit flowing to the Company. Hence, it is excluded from revenue.

1.12 Taxes On Income

Current Tax:

Tax on income for the current period is determined on the basis on estimated taxable income and tax credits computed in accordance with the provisions of the relevant tax laws and based on the expected outcome of assessments / appeals.

Current income tax relating to items recognised directly in equity is recognised in equity and not in the statement of profit and loss.


Management periodically evaluates positions taken in the tax returns with respect to situations in which applicable tax regulations are subject to interpretation and establishes provisions where appropriate.

Deferred tax:

Deferred tax is provided using the balance sheet approach on temporary differences at the reporting date between the tax bases of assets and liabilities and their carrying amounts for financial reporting purposes at the reporting date.

Deferred tax assets are recognised for all deductible temporary differences, the carry forward of unused tax credits and any unused tax losses. Deferred tax assets are recognised to the extent that it is probable that taxable profit will be available against which the deductible temporary differences, and the carry forward of unused tax credits and unused tax losses can be utilised.

The carrying amount of deferred tax assets is reviewed at each reporting date and reduced to the extent that it is no longer probable that sufficient taxable profit will be available to allow all or part of the deferred tax asset to be utilised. Unrecognised deferred tax assets are reassessed at each reporting date and are recognised to the extent that it has become probable that future taxable profits will allow the deferred tax asset to be recovered.



HATHWAY SOFTWARE DEVELOPERS PRIVATE LIMITED

CIN No. U72200MH1994PTC078279

Significant accounting policies and notes on accounts

Deferred tax assets and liabilities are measured at the tax rates that are expected to apply in the year when the asset is realised or the liability is settled, based on tax rates (and tax laws) that have been enacted or substantively enacted at the reporting date.

Deferred tax relating to items recognised outside the statement of profit and loss is recognised outside the statement of profit and loss. Deferred tax items are recognised in correlation to the underlying transaction either in other comprehensive income or directly in equity.

The break-up of the major components of the deferred tax assets and liabilities as at balance sheet date has been arrived at after setting off deferred tax assets and liabilities where the Company have a legally enforceable right to set-off assets against liabilities.

1.13 Earnings Per Share (EPS)

Basic earnings per share are calculated by dividing the net profit or loss for the period attributable to equity shareholders by the weighted average number of equity shares outstanding during the period.

For the purpose of calculating diluted earnings per share, the net profit or loss for the period attributable to equity shareholders and the weighted average number of shares outstanding during the period are adjusted for the effects of all dilutive potential equity shares.

1.14 Rounding Of Amounts

All amounts disclosed in the standalone financial statements and notes have been rounded off to the nearest lakhs, except where otherwise indicated.



HATHWAY SOFTWARE DEVELOPERS PRIVATE LIMITED

CIN No. U72200MH1994PTC078279

NOTES TO THE FINANCIAL STATEMENTS

(All Amounts are Rupees in Lakhs unless otherwise stated)

2.01 PROPERTY, PLANT & EQUIPMENT	Plant & Machinery	Furniture & Fixtures	Mobile, Pagers & Telephones	Computers	Office Equipments	Electrical Fittings	Motor Vehicles	Total
Gross block								
Balance as at April 1, 2017	21.07	0.33	0.02	0.84	0.21	0.03	3.28	25.78
Additions	0.48	-	-	-	-	-	-	0.48
Balance as at March 31, 2018	21.55	0.33	0.02	0.84	0.21	0.03	3.28	26.26
Additions	-	-	-	-	-	-	-	-
Balance as at March 31, 2019	21.55	0.33	0.02	0.84	0.21	0.03	3.28	26.26
Accumulated depreciation								
Balance as at April 1, 2017	7.53	0.03	-	0.30	0.04	0.01	0.65	8.57
Charge for the year	3.65	0.03	-	0.15	0.02	0.01	0.39	4.25
Balance as at March 31, 2018	11.18	0.06	-	0.45	0.06	0.02	1.04	12.82
Charge for the year	2.07	0.02	-	0.19	0.02	0.01	0.39	2.70
Balance as at March 31, 2019	13.25	0.08	-	0.64	0.08	0.03	1.43	15.52
Net Block								
As at March 31, 2019	8.30	0.25	0.02	0.20	0.13	-	1.84	10.74
As at March 31, 2018	10.37	0.27	0.02	0.39	0.15	0.01	2.24	13.45

2.02 INTANGIBLE ASSETS	Goodwill	Cable Television Franchise	Total
Gross block			
Balance as at March 31, 2018	0.15	30.30	30.45
Balance as at March 31, 2019	0.15	30.30	30.45
Accumulated Amortisation			
Balance as at April 1, 2017	-	3.86	3.86
Charge for the year	-	1.93	1.93
Balance as at March 31, 2018	-	5.79	5.79
Charge for the year	-	1.93	1.93
Balance as at March 31, 2019	-	7.72	7.72
Net Block			
As at March 31, 2019	0.15	22.58	22.73
As at March 31, 2018	0.15	24.51	24.66

amortisation of Intangible Assets	0 to 5 Years	6 to 10 years	11 to 15 Years	Total WDV
Cable TV Franchisee	9.65	9.65	3.29	22.58



HATHWAY SOFTWARE DEVELOPERS PRIVATE LIMITED

CIN No. U72200MH1994PTC078279

NOTES TO THE FINANCIAL STATEMENTS

(All Amounts are Rupees in Lakhs unless otherwise stated)

2.03 Investments	Non - Current	
	As at	
	March 31, 2019	March 31, 2018
Other Investments (valued at amortised cost)		
Unquoted Investment in Government Securities		
NSC	0.05	0.05
	0.05	0.05

2.04 Loans	Non Current		Current	
	As at		As at	
	March 31, 2019	March 31, 2018	March 31, 2019	March 31, 2018
Sundry Advances	-	-	5.46	5.44
Security Deposits	1.86	2.06	-	-
Loans Receivables considered good - Secured	-	-	-	-
Loans Receivables considered good - Unsecured	-	-	15.00	21.69
Loans Receivables which have significant increase in Credit Risk	-	-	-	-
	1.86	2.06	20.46	27.13
Less: Loans Receivables - credit impaired	-	-	-	-
	1.86	2.06	20.46	27.13

2.05 Other assets	Non Current		Current	
	As at		As at	
	March 31, 2019	March 31, 2018	March 31, 2019	March 31, 2018
Prepaid expenses	-	-	0.03	0.04
Prepaid Rent	0.19	-	-	-
Statutory Deposit	0.75	0.75	-	-
Service Tax/GST Claimable	177.73	129.01	88.01	84.04
Taxes Paid	0.05	0.05	-	-
	178.72	129.81	88.04	84.08

2.06 Trade Receivable (Unsecured)	Current	
	As at	
	March 31, 2019	March 31, 2018
Secured, considered good	-	-
Unsecured, considered good	845.33	832.17
	845.33	832.17
Less: Allowance for doubtful debts (expected credit loss)	244.09	131.48
	601.24	700.69

Note : Trade Receivable stated above include Rs. NIL debts due by Director either severally or jointly, officers and entities in which the directors are interested.



HATHWAY SOFTWARE DEVELOPERS PRIVATE LIMITED

CIN No. U72200MH1994PTC078279

NOTES TO THE FINANCIAL STATEMENTS*(All Amounts are Rupees in Lakhs unless otherwise stated)*

2.07 Cash and Cash Equivalent	Current	
	As at	
	March 31, 2019	March 31, 2018
(a) Cash & Cash Equivalents		
Cash at Bank		
In Current Accounts	53.72	19.07
Fixed Deposits with original maturity upto 3 months	11.34	10.68
Cash in hand	0.98	1.03
Total	66.04	30.78

There are no restrictions of any kind on usage of the above bank balances.

2.08 Other financial assets	Current	
	As at	
	March 31, 2019	March 31, 2018
Unsecured, considered good		
Interest accrued on loan given	19.78	-
Unbilled Revenue	13.55	-
	33.33	-

2.09 Current Tax Assets (Net)	Current	
	As at	
	March 31, 2019	March 31, 2018
Advance Tax (Net of Provision)	25.90	25.65
	25.90	25.65



HATHWAY SOFTWARE DEVELOPERS PRIVATE LIMITED

CIN No. U72200MH1994PTC078279

NOTES TO THE FINANCIAL STATEMENTS

(All Amounts are Rupees in Lakhs unless otherwise stated)

2.10 Equity Share Capital	As at	
	March 31, 2019	March 31, 2018
a) Authorised Capital 10,00,000 (March 31, 2018: 10,00,000) Equity Shares of Rs. 10/- each	100.00	100.00
b) Issued, Subscribed and Paid up Capital 7,58,000 (March 31, 2018: 7,58,000) Equity Shares of Rs.10 each	75.80	75.80
	75.80	75.80

a) Reconciliation of the number of shares outstanding as at the beginning and end of the reporting period:

Particulars	As at		As at	
	March 31, 2019		March 31, 2018	
	No. of Shares	Amount	No. of Shares	Amount
Equity Shares of Rs. 10 each				
Shares at the beginning of the year	758,000	75.80	758,000	75.80
Shares Issued during the year	-	-	-	-
Shares Bought back/ Other movements during the year	-	-	-	-
Shares Outstanding at the end of the year	758,000	75.80	758,000	75.80

b) The details of shareholders holding more than 5% shares in the Company:

Name of the Share Holder	As at		As at	
	March 31, 2019		March 31, 2018	
	No. of Shares	% of Holding	No. of Shares	% of Holding
Equity Shares of Rs. 10 each Hathway Cable and Datacom Limited [Holding Company] (along with Nominee)	758,000	100%	758,000	100%

c) Shares in respect of each class in the Company held by its holding Company or its ultimate holding company including shares held by subsidiaries or associates of holding company or the ultimately holding company in aggregate :

Particulars	As at		As at	
	March 31, 2019		March 31, 2018	
	No. of Shares	Amount	No. of Shares	Amount
Hathway Cable and Datacom Ltd - Holding Company	758,000	75.80	758,000	75.80
	758,000	75.80	758,000	75.80

d) Rights, Preference and restrictions attached to Shares;

Terms/ Rights attached to Equity Shares:

The Company has only one class of equity shares having face value of Rs. 10 per share. Each holder of fully paid up equity shares is entitled to one vote per share. In the event of liquidation of the Company, the holders of equity shares will be entitled to receive remaining assets of the Company, after distribution of all preferential amounts in proportion to the number of equity shares held by the shareholders.



NOTES TO THE FINANCIAL STATEMENTS

(All Amounts are Rupees in Lakhs unless otherwise stated)

2.11 Other Equity	As at	
	March 31, 2019	March 31, 2018
Securities Premium*		
Balances as at the beginning of the year	920.20	920.20
Add: Securities premium credited on Share issue	-	-
Total	920.20	920.20
Retained earnings		
Balances as at the beginning of the year	(1,748.71)	(1,348.78)
Add: Net Loss for the year	(563.29)	(399.93)
Deficit in the Statement of Profit and Loss	(2,312.00)	(1,748.71)
Capital Reserve/Quasi Equity		
Balances as at the beginning of the year	55.72	55.72
Other Equity on NPV of borrowing	-	-
Balance at the end of the year	55.72	55.72
	(1,336.08)	(772.79)

*Securities Premium is used to record the premium on issue of shares. The reserve is utilised in accordance with the provisions of the companies Act, 2013



HATHWAY SOFTWARE DEVELOPERS PRIVATE LIMITED

CIN No. U72200MH1994PTC078279

NOTES TO THE FINANCIAL STATEMENTS

(All Amounts are Rupees in Lakhs unless otherwise stated)

2.12 Borrowings	Non Current	
	As at	
	March 31, 2019	March 31, 2018
Unsecured		
Loan from Hathway Cable and Datacom Limited*	287.50	266.87
Loan form Hathway Digital Private Limited**	800.00	800.00
Total	1,087.50	1,066.87
Terms of Repayment for Unsecured borrowings:		
* The loan obtained from Hathway Cable and Datacom Limited is repayable on demand. Interest is payable at 13% only on Rs. 87.50 Lakhs and balance amount of Rs.200.00 lakhs is interest free.		
** The loan obtained from Hathway Digital Private Limited is repayable on demand. Interest is payable at 10.60% p.a.		


2.13 Deferred Tax Liability	As at	
	March 31, 2019	March 31, 2018
Deferred tax asset on:		
Unabsorbed Depreaction/Business loss as per Income tax	5.48	5.47
	5.48	5.47
Deferred tax liability on:		
Property, Plant and Equipment	5.48	5.47
	5.48	5.47
	-	-

The Company has substantial unused tax losses and unused tax credits. The deferred tax assets relating to such deductible temporary differences, carry forward unused tax losses and carry forward unused tax credits is significantly higher than deferred tax liabilities. On conservative approach, the Company has recognized deferred tax assets on unabsorbed depreciation only to the extent of its deferred tax liabilities.

2.14 Trade Payable	Current	
	As at	
	March 31, 2019	March 31, 2018
Total outstanding dues of Micro and Small Enterprises	-	-
Total outstanding dues of suppliers other than Micro and Small enterprises	1,207.49	653.16
	1,207.49	653.16

2.15 Other Financial Liabilities	Current	
	As at	
	March 31, 2019	March 31, 2018
Other Liabilities	12.54	4.73
	12.54	4.73

2.16 Other Current Liabilities	Current	
	As at	
	March 31, 2019	March 31, 2018
Income received in advance	0.41	7.20
Statutory Payables	1.45	3.39
Total	1.86	10.59



NOTES TO THE FINANCIAL STATEMENTS

(All Amounts are Rupees in Lakhs unless otherwise stated)

3.01 Revenue From Operation	Year Ended	
	March 31, 2019	March 31, 2018
Subscription income	488.94	466.88
	488.94	466.88
Details of services rendered		
Subscription Income	475.39	466.88
Placement Income	13.55	-
	488.94	466.88

3.02 Other Income	Year Ended	
	March 31, 2019	March 31, 2018
Interest on Loans	2.18	2.18
Interest on Income Tax Refund	-	3.99
Interest income on security deposit	0.82	0.85
	3.00	7.02

3.03 Other Operational Expenses	Year Ended	
	March 31, 2019	March 31, 2018
Feed charges	666.36	625.67
Commission	42.44	45.29
Other Sundry Operational Cost	-	0.12
Digital STB Subscription Expense	91.76	91.88
Rent	5.31	5.02
	805.87	767.98

3.04 Employee Benefit Expenses	Year Ended	
	March 31, 2019	March 31, 2018
Staff Welfare	0.12	0.41
	0.12	0.41

3.05 Finance Cost	Year Ended	
	March 31, 2019	March 31, 2018
Interest and Finance Charges	96.18	54.59
Unwinding Interest on NPV of Borrowing	20.63	18.50
Bank Charges	2.63	1.41
	119.44	74.50

3.06 Depreciation And Amortisation	Year Ended	
	March 31, 2019	March 31, 2018
Depreciation on Property, Plant and Equipment	2.70	4.25
Amortisation of Intangible Assets	1.93	1.93
	4.63	6.18



NOTES TO THE FINANCIAL STATEMENTS

3.07 Other Expenses	Year Ended	
	March 31, 2019	March 31, 2018.
Service Charges	3.96	5.40
Impairment loss allowance on trade receivables	4.20	6.27
Rates & Taxes	1.54	0.29
Office Expenses	0.98	0.97
Legal & Professional Charges	0.38	1.06
Conveyance	0.64	1.04
Repairs & Maintainance (Others)	0.51	0.46
Electricity	1.51	2.12
Communication Charges	0.80	0.96
Printing & Stationery	0.13	0.20
Business Promotion Expenses	0.66	0.36
Interest on Indirect Taxes	0.40	0.30
Sundry Advances Written Off(net)	-	10.32
Auditor's Remuneration		
- Statutory Audit Fees	0.65	0.55
- Tax Audit Fees	0.35	0.30
- Out of pocket expenses	0.05	0.13
	16.76	30.73



HATHWAY SOFTWARE DEVELOPERS PRIVATE LIMITED

CIN No. U72200MH1994PTC078279

NOTES TO THE FINANCIAL STATEMENTS

(All Amounts are Rupees in Lakhs unless otherwise stated)

4.01 Contingent Liabilities

Particulars	As at	
	March 31, 2019	March 31, 2018
Claims against the Company not acknowledged, as debts		
Liability to one of the Broadcaster	21.93	21.93
Income Tax matter under dispute for the assessment year 2010-11	3.68	3.68
	25.60	25.60

4.02 Leases

Operating Leases (As Lessee): The Company's significant leasing arrangements in terms of IND AS 17 are in respect of Operating Leases for Premises. These leasing arrangements, which are cancellable in nature range between 11 months to 36 months and are renewable by mutual consent.

Details of Cancellable Leases are as under:

The treatment of the rental by the Company is as under:

Rental Expenses debited to the Statement of Profit and Loss Rs. 5.31 Lakh (Rs. 5.02 Lakh; March 31, 2018)

4.03 The board of directors of the Company have resolved, subject to necessary approvals, to demerge its cable television business to Hathway Digital Private Limited with effect from closing hours of March 31, 2017. The management proposes to file the Scheme during financial year 2019-20.

The Holding Company has committed to provide necessary level of support to enable the Company to continue as going concern in view of cash losses incurred by the Company in past few years.

4.04 Related Party Disclosure:

List of Related Parties:

A. Controlled By:

Hathway Cable and Datacom Limited

B. Fellow Subsidiaries

Hathway Mysore Cable Network Private Limited

Hathway Digital Pvt. Ltd. (FKA Hathway Central Datacom Pvt. Ltd.)

C. Entities under the significant control/influence of Directors/Shareholders:

Hathway Visual Network Private Limited

D. Individuals having significant influence

Mr. B.K. Kumar

Mrs. Jyothi Kumar



HATHWAY SOFTWARE DEVELOPERS PRIVATE LIMITED

CIN No. U72200MH1994PTC078279

NOTES TO THE FINANCIAL STATEMENTS*(All Amounts are Rupees in Lakhs unless otherwise stated)***Transactions with Related Party:**

Particulars	Year ended	
	March 31, 2019	March 31, 2018
Income:		
Placement Income		
Hathway Digital Private Limited	13.55	-
Interest Income:		
Hathway Mysore Cable Network Private Limited	1.80	1.80
Sundry advances written off(net)		
Hathway Mysore Cable Network Private Limited	-	21.52
Hathway Media Vision Pvt. Ltd	-	27.42
	15.35	50.74
Expenses:		
Service Charges:		
Hathway Cabletech Service Private Limited	7.33	8.33
Interest on Loan:		
Hathway Cable and Datacom Limited	11.38	11.38
Hathway Digital Private Limited	84.80	43.21
Unwinding Interest on loan	20.63	18.50
Feed Charges		
Hathway Digital Private Limited	664.04	622.79
Hathway Mysore Cable Network Private Limited	2.31	2.88
Digital Subscription:		
Hathway Digital Private Limited	91.76	91.88
	882.26	798.96

Particulars	Year ended	
	March 31, 2019	March 31, 2018
Closing Balances:		
Unsecured Loan:		
Hathway Cable and Datacom Limited	287.50	287.50
Hathway Digital Pvt. Ltd. (FKA Hathway Central Datacom Pvt. Ltd.)	800.00	800.00
Quasi Equity :		
Hathway Cable and Datacom Limited	55.72	55.72
Unbilled Revenue		
Hathway Digital Pvt. Ltd. (FKA Hathway Central Datacom Pvt. Ltd.)	13.55	-
Interest Receivable:		
Hathway Mysore Cable Network Private Limited	19.78	-
Sundry Advances:		
Hathway Mysore Cable Network Private Limited	15.00	15.00
Trade Payable:		
Hathway Media Vision Pvt. Ltd	1.47	1.47
Hathway Cable and Datacom Limited	20.48	10.24
Hathway Digital Pvt. Ltd. (FKA Hathway Central Datacom Pvt. Ltd.)	833.61	281.31
Hathway Mysore Cable Network Private Limited	-	-
Others	0.29	0.29



HATHWAY SOFTWARE DEVELOPERS PRIVATE LIMITED

CIN No. U72200MH1994PTC078279

NOTES TO THE FINANCIAL STATEMENTS*(All Amounts are Rupees in Lakhs unless otherwise stated)***4.05 Segmental Reporting**

As the Company's business activity falls within a single business segment viz. providing Cable Television network services which is considered as the only reportable segment and the revenue substantially being in the domestic market, the financial statement are reflective of the information required by Ind AS 108 "Operating Segments".


Summary of the Segmental information is as follows:

Particulars	March 31, 2019			March 31, 2018		
	Cable TV Services	Residual	Total	Cable TV Services	Residual	Total
Segment Income						
Revenue from external sources	491.94	-	491.94	473.90	-	473.90
Inter-segment revenue	-	-	-	-	-	-
Total revenue	491.94	-	491.94	473.90	-	473.90
Segment Result	(446.86)	-	(446.86)	(338.41)	-	(338.41)
Finance Costs	-	-	119.43	-	-	74.50
Finance Income	2.18	0.82	3.00	6.16	0.85	7.02
Profit before tax	(444.68)	0.82	(563.29)	(332.25)	0.85	(405.90)
Other Information						
Segment Assets	1,049.11	-	1,049.11	1,038.36	-	1,038.36
Segment Liabilities	2,309.39	-	2,309.39	1,735.35	-	1,735.35
Capital expenditure	-	-	-	0.48	-	0.48
Depreciation and Amortisation	4.63	-	4.63	6.18	-	6.18

4.06 In the absence of reasonable certainty of availability of taxable business income in near future against which the deferred tax assets can be adjusted, the Company recognises deferred tax assets to the extent of deferred tax liability available. (Refer to Note 2.13)

Expiry schedule of deferred tax assets not recognised is as under :

Particulars	2019-20	2020-21	2021-22	2022-23	2023-24	Beyond 5 years	Indefinite	Total
Tax Losses:								
Business losses	-	2.12	2.20	38.76	78.54	237.51	-	359.14
Unabsorbed depreciation	-	-	-	-	-	-	16.12	16.12
Deductible temporary difference:								
Trade Receivable	-	-	-	-	-	-	34.19	34.19
Total	-	2.12	2.20	38.76	78.54	237.51	50.30	409.44



HATHWAY SOFTWARE DEVELOPERS PRIVATE LIMITED

CIN No. U72200MH1994PTC078279

NOTES TO THE FINANCIAL STATEMENTS*(All Amounts are Rupees in Lakhs unless otherwise stated)***4.07 Capital Management****Risk Management**

For the purpose of the Company's capital management, capital includes issued capital and all other equity reserves. The Company manages its capital structure to ensure that it will be able to continue as a going concern while maximising the return to the stakeholders. The Company has not taken any borrowings and accordingly has no externally imposed capital restrictions. The Company is a subsidiary of Hathway Cable and Datacom Limited. At present, the Company is not in the need of fresh capital as it has no significant liabilities except repayment of loan extended by the Holding Company and Hathway Digital Private Limited. The Holding Company is committed to provide financial support to the Company as may be required to carry on as a going concern.

The details of outstanding capital and payables to the Holding Company on account of loans are as under:

The Company's net worth has been eroded and has no ongoing business activities. The Company is Subsidiary of Hathway Cable & Datacom Limited. At present, the Company is not in the need of fresh capital as it has no significant liabilities except repayment of loan extended by the Co-venturer. The Holding Company has committed to provide financial support to the Company as may be required to carry on as a going concern.

Particulars	As on	
	March 31, 2019	March 31, 2018
Equity	75.80	75.80
Loans taken	1,087.50	1,087.50
Total	1,163.30	1,163.30

4.08 Financial Instruments : Accounting classifications, Fair value measurements, Financial Risk management**(i) Methods and assumptions used to estimate the fair values**

The fair values of the financial assets and liabilities are included at the amount at which the instrument could be exchanged in a current transaction between willing parties, other than in a forced or liquidation sale.

The carrying amounts of trade receivables, cash and cash equivalents, short term deposits, trade payables, payables for acquisition of property, plant and equipment and others are considered to be the same as their fair values, due to their

(ii) Categories of financial instruments and fair value hierarchy


The Company uses the following hierarchy for determining and disclosing the fair value of financial instruments by valuation technique:

Level 1: unadjusted quoted prices in active markets for identical assets or liabilities.

Level 2: inputs other than quoted price included within Level 1 that are observable for the asset or liability, either directly (i.e. as prices) or indirectly (i.e. derived from prices)

Level 3: unobservable inputs from assets and liability

Particulars	March 31, 2019		March 31, 2018		Fair Value Hierarchy
	Carrying values	Fair value	Carrying values	Fair value	
Financial assets					
Measured at amortised cost					
Investment in government securities	0.05	0.05	0.05	0.05	Level 3
Loans	22.32	22.32	29.19	2.06	Level 3
Trade receivables	601.24	672.04	700.69	700.69	Level 3
Other financial assets - Current	33.33	33.33	-	-	Level 3
Cash and cash equivalents	66.04	66.04	30.78	30.78	Level 3
Financial liabilities					
Measured at amortised cost					
Borrowings	1,087.50	1,087.50	1,066.87	1,066.87	Level 3
Trade payables	1,207.49	1,207.49	653.16	653.16	Level 3
Other financial liabilities	12.54	12.54	4.73	4.73	Level 3



(iii) **Financial Risk Management**

The Company's activities are less exposed to liquidity risk and credit risk.

Risk	Exposure arising from	Measurement	Management
1) Credit risk	Cash and cash equivalents, trade receivables, financial assets measured at amortised cost	Ageing analysis Credit ratings	Diversification of bank deposits, credit limits
2) Liquidity Risk	Borrowings and other liabilities	Rolling cash flow forecasts	Availability of committed financial support

The Company's risk management is carried out under policies approved by the board of directors.

Credit Risk Management

Credit risk arises from the possibility that counter party will cause financial loss to the company by failing to discharge its obligation as agreed. To manage this, the Company periodically assesses the financial reliability of customers, taking into account the financial condition, current economic trends, and analysis of historical bad debts and ageing of accounts receivable. Individual risk limits are set accordingly.

Particulars	As at	
	March 31, 2019	March 31, 2018
Financial assets for which loss allowance is measured using Life time Expected Credit Losses (ECL)		
Trade receivables	601.24	700.69

Balances with banks is subject to low credit risks due to good credit ratings assigned to these banks.

Age of receivables (Gross)	As at	
	March 31, 2019	March 31, 2018
0-90 days past due	209.49	117.05
91-180 days past due	97.05	110.00
181-270 days past due	57.80	87.04
271-360 days past due	26.91	45.69
>360 days past due	454.09	472.39

Movement in the expected credit loss allowance	As at	
	March 31, 2019	March 31, 2018
Balance at beginning of the year	131.48	125.21
Movement in expected credit loss allowance on trade receivables calculated at lifetime expected credit loss	112.61	6.27
Balance at end of the year	244.09	131.48

The concentration of credit risk is limited due to the fact that the customer base is large and unrelated.

Liquidity risk

Liquidity risk is defined as the risk that the company will encounter difficulty in meeting obligations associated with financial liabilities that are settled by delivering cash or another financial asset.

Management monitors rolling forecasts of the entity's liquidity position (comprising the undrawn borrowing facilities below) and cash and cash equivalents on the basis of expected cash flows.



Financing arrangements

The Holding Company has committed to provide necessary financial support.

Maturities of financial liabilities

The table below provides details regarding the remaining contractual maturities of financial liabilities at the reporting date based on contractual undiscounted payments.

As at March 31, 2019	< 1 year	1 to 5 year	Total
Non-Derivatives			
Trade payables	-	-	-
Long term borrowings	1,087.50	-	1,087.50
Other financial liabilities	12.54	-	12.54
	1,100.04	-	1,100.04

As at March 31, 2018	< 1 year	1 to 5 year	Total
Non-Derivatives			
Trade payables	653.16	-	653.16
Long term borrowings	1,066.87	-	1,066.87
Other financial liabilities	4.73	-	4.73
	1,724.76	-	1,724.76

4.09 Exceptional Items

In view of the New Regulatory Framework for Broadcasting & Cable services sector notified by the Telecom Regulatory Authority of India (TRAI), which has come into effect during the quarter resulting into changes in pricing mechanism & arrangements amongst the Company and its LCOs; the Management, based on a review, has provided for impairment of trade receivables. These adjustments, having one-time, non-routine material impact on financial statements, hence been disclosed as "Exceptional Item" in Financial Statements.

Amount in Lakhs

Particulars	March 31, 2019	March 31, 2018
- Impairment of Recivables	108.41	-
Total	108.41	-


4.10 The previous year figures have been reclassified/re-grouped wherever necessary.

As per our report of even date

For G. M. Kapadia & Co.

Chartered Accountants


Firm Registration Number: 104767W



Dhirendra Kumar Dhal
 Partner
 Membership No: 221691



Place: Bengaluru
 Dated : April 2, 2019

For and on behalf of the board of Directors
 Hathway Software Developers Private Limited


Rajesh Kumar Mittal
 Director
 DIN: 07957284


Sangeet Kumar Nigam
 Director
 DIN: 07687835

Place: Mumbai
 Dated : April 2, 2019

Place: Mumbai
 Dated : April 2, 2019